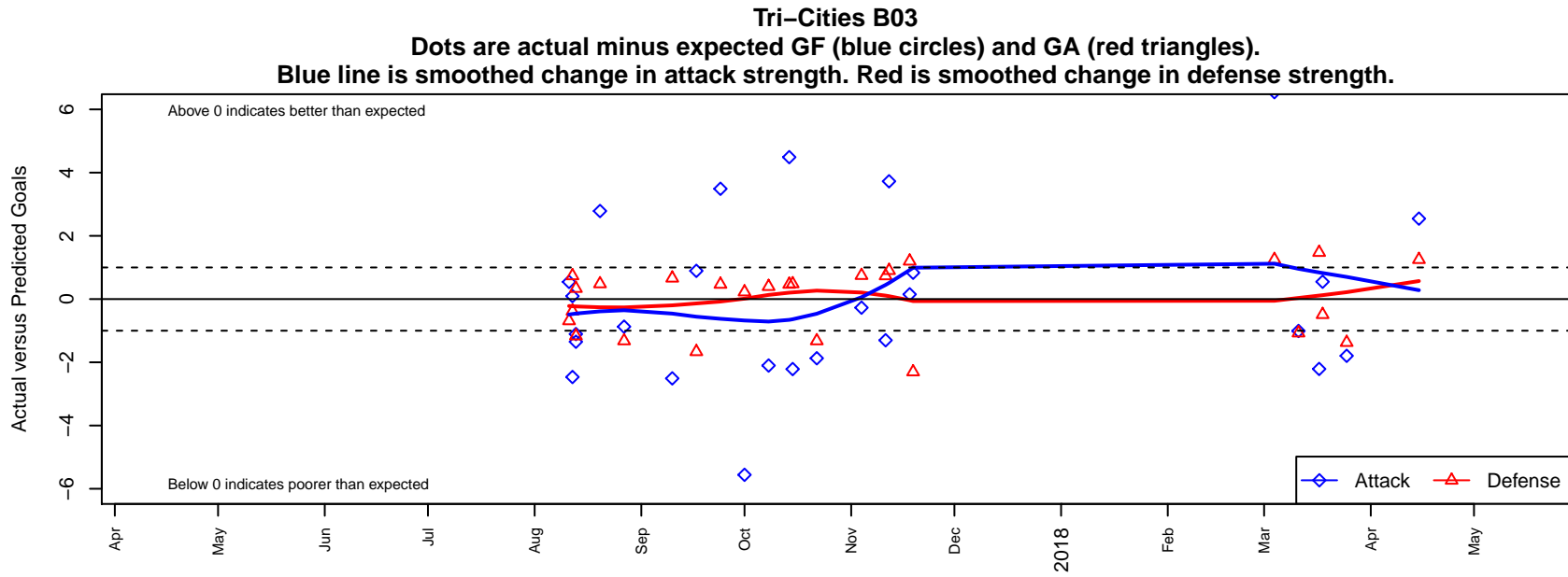


Tri-Cities B03

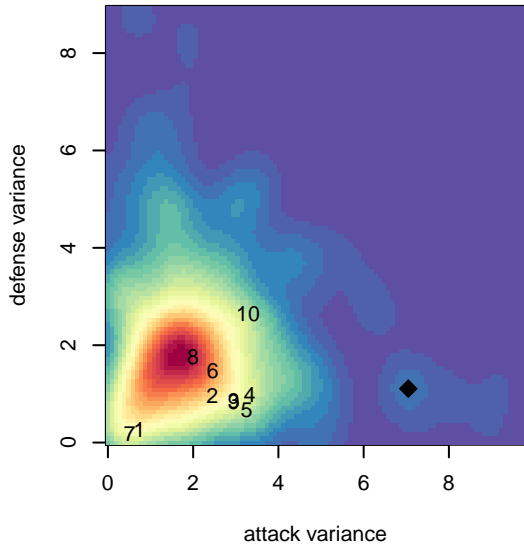
, WA
 B03 total strength=1429
 attack=11.72 defense=6.66
 fall league = PSPL Copa 1 – East U15
 spr league = Spr PSPL – '03 Super 1 U15

alt names used:
 Tri-Cities FC B2003
 TRI-CITIES FC B2003 (WA)
 TRI-CITIES FC
 Tri-Cities FC B2003

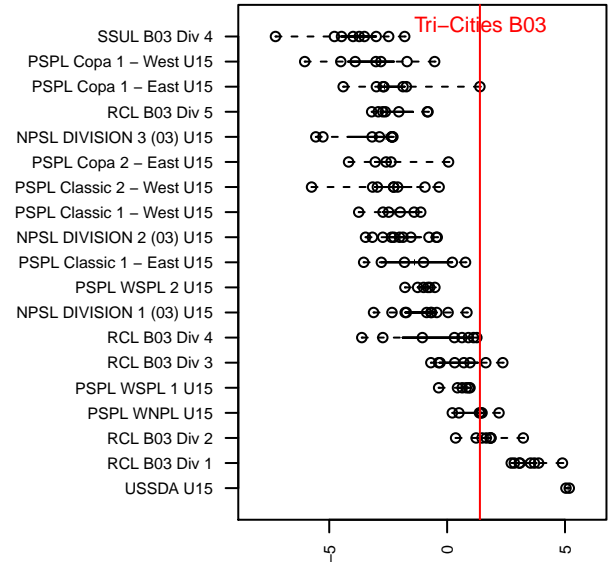
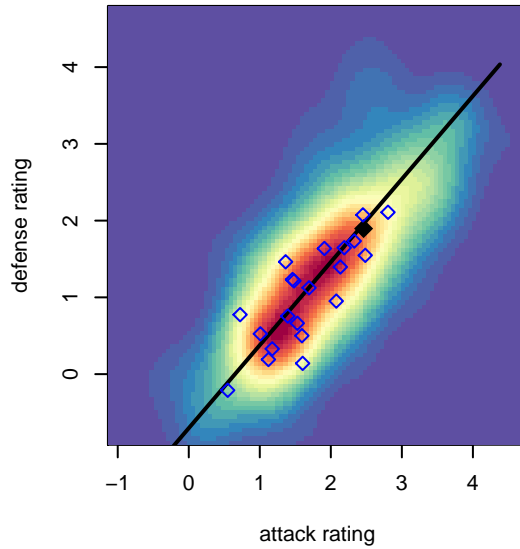
Venues played:
 2017 Les Schwab NW Cup U15
 2017 PSPL Copa 1 – East U15
 2017 WA Cup Silver U15
 2017 Spr PSPL – '03 Super 1 U15



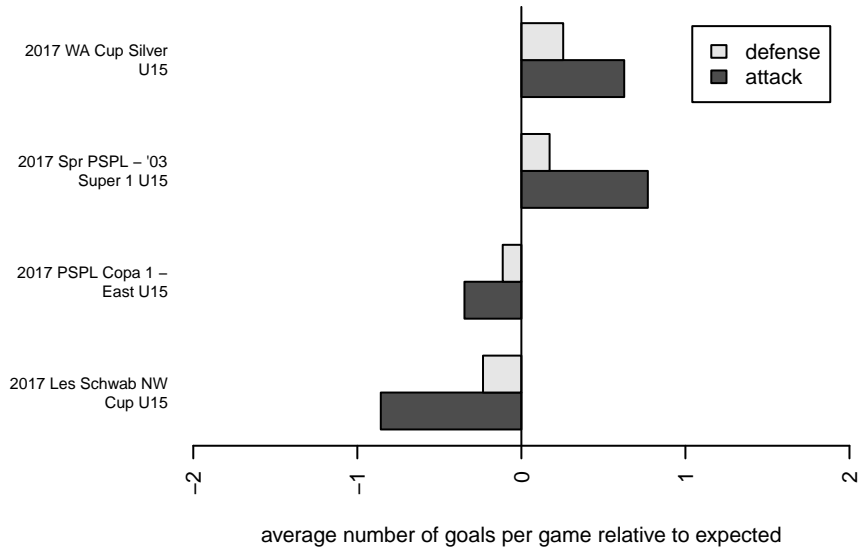
**attack and defense variance (black dot)
relative to other teams
and top 10 in region**



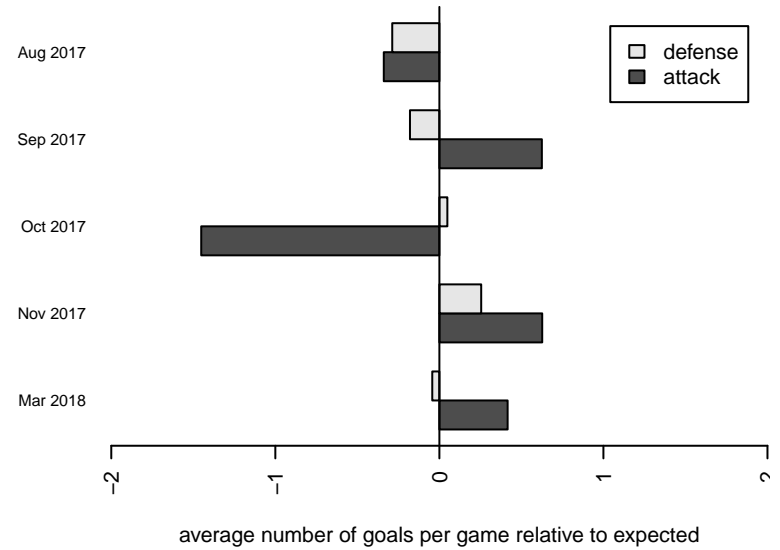
**attack and defense rating
relative to others at age
and all opponents in last 13 months**



Performance relative to 13 month average



Performance relative to 13 month average



date	home		away		venue	pred.home	pred.away
2018-04-15	Washington East SC B03	0	Tri-Cities B03	4	2017 Spr PSPL - '03 Super 1 U15	1.25	1.46
2018-03-25	Tri-Cities B03	0	Emerald City FC Green B03	3	2017 Spr PSPL - '03 Super 1 U15	1.79	1.63
2018-03-18	Dragons FC B03	3	Tri-Cities B03	2	2017 Spr PSPL - '03 Super 1 U15	2.51	1.45
2018-03-17	LWPFC White Piranhas B03	0	Tri-Cities B03	0	2017 Spr PSPL - '03 Super 1 U15	1.47	2.21
2018-03-11	Tri-Cities B03	1	Pumas UNAM B03	3	2017 Spr PSPL - '03 Super 1 U15	2.01	1.93
2018-03-04	Tri-Cities B03	8	Washington East SC B03	0	2017 Spr PSPL - '03 Super 1 U15	1.46	1.25
2017-11-19	Tynecastle FC B03	3	Tri-Cities B03	4	2017 WA Cup Silver U15	0.70	3.17
2017-11-18	Tri-Cities B03	4	FPSC Fury Black B03	0	2017 WA Cup Silver U15	3.85	1.20
2017-11-12	Tri-Cities B03	7	Seattle Celtic Green B03	0	2017 WA Cup Silver U15	3.27	0.90
2017-11-11	Breakers Black B03	0	Tri-Cities B03	2	2017 WA Cup Silver U15	0.73	3.30
2017-11-04	NPSA Titans White B03	0	Tri-Cities B03	4	2017 WA Cup Silver U15	0.74	4.27
2017-10-22	Tri-Cities B03	5	Wenatchee FC B B03	2	2017 PSPL Copa 1 - East U15	6.87	0.68
2017-10-15	Tri-Cities B03	7	KVJSA Ellensburg FC B03	0	2017 PSPL Copa 1 - East U15	9.21	0.48
2017-10-14	Spokane Pumas B03	0	Tri-Cities B03	11	2017 PSPL Copa 1 - East U15	0.47	6.51
2017-10-08	Tri-Cities B03	8	Breakers Red B03	0	2017 PSPL Copa 1 - East U15	10.10	0.40
2017-10-01	FC Spokane Black Sossaman B03	0	Tri-Cities B03	9	2017 PSPL Copa 1 - East U15	0.22	14.56
2017-09-24	Tri-Cities B03	10	Spokane Pumas B03	0	2017 PSPL Copa 1 - East U15	6.51	0.47
2017-09-17	Tri-Cities B03	4	Sting SC Timbers Red B03	3	2017 PSPL Copa 1 - East U15	3.11	1.33
2017-09-10	3 Rivers White B03	0	Tri-Cities B03	4	2017 PSPL Copa 1 - East U15	0.66	6.51
2017-08-27	Wenatchee FC B B03	2	Tri-Cities B03	6	2017 PSPL Copa 1 - East U15	0.68	6.87
2017-08-20	KVJSA Ellensburg FC B03	0	Tri-Cities B03	12	2017 PSPL Copa 1 - East U15	0.48	9.21
2017-08-13	Sting SC Timbers Red B03	1	Tri-Cities B03	2	2017 Les Schwab NW Cup U15	1.33	3.11
2017-08-13	Spokane Sounders A B03	3	Tri-Cities B03	0	2017 Les Schwab NW Cup U15	1.83	1.35
2017-08-12	Tri-Cities B03	6	SSC Shadow Elite Sonko B03	0	2017 Les Schwab NW Cup U15	8.46	0.74
2017-08-12	Tri-Cities B03	3	WPFC Navy B03	1	2017 Les Schwab NW Cup U15	2.91	0.62
2017-08-11	Spokane Sounders B B03	1	Tri-Cities B03	5	2017 Les Schwab NW Cup U15	0.31	4.46